







Feature:

- Pure sine wave output
- Power ON / OFF remote control (Green Terminal)
- Remote controller CR-8 (optional)
- Input & Output fully isolation
- Temperature & Load controlled cooling fan
- Built in advance microprocessor to provide friendly interface
- Output frequency 50 / 60 Hz selectable by DIP switch
- Output voltage DIP switch selectable
- Adjustable power saving mode by variable resister
- Input protection: Reverse Polarity (Fuse) / Under Voltage / Over Voltage
- Output protection: Short Circuit / Overload / Over Temperature
- E13 / UL / CE / FCC approved



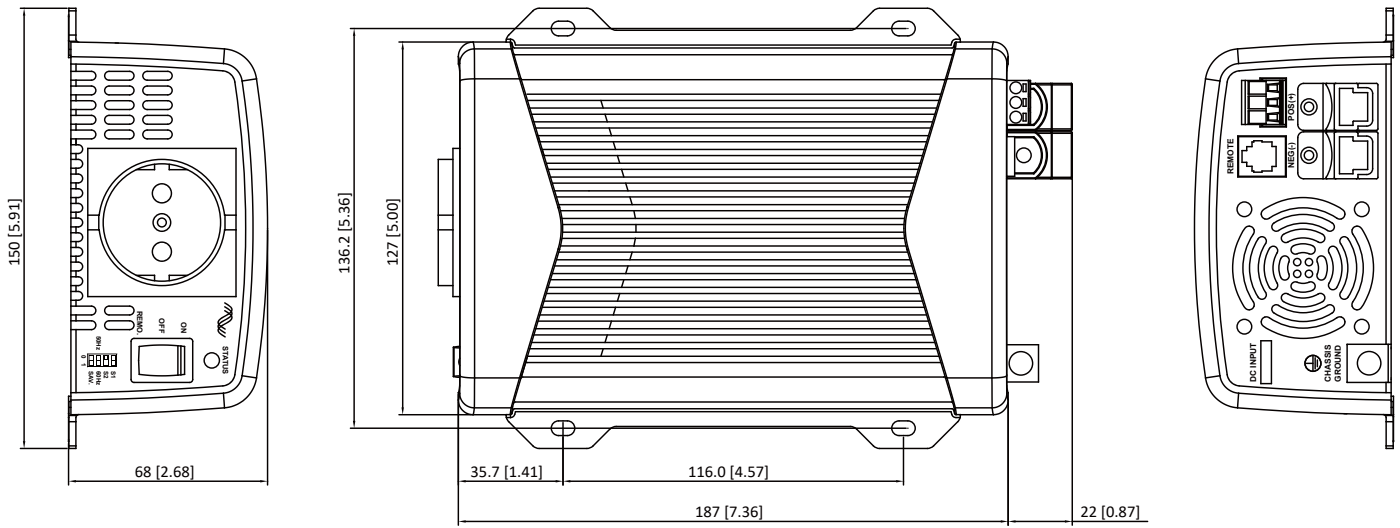
Model No.	SE400-112	SE400-124	SE400-148	SE400-212	SE400-224	SE400-248				
Output	AC Voltage			200 / 220 / 230 / 240VAC						
	AC Regulation			±3%						
	Rated Power						400VA			
	Surge Power (1 Sec)						<800VA			
	Maximum Output Power (1 Min)						>400VA~460VA (100%~115%)			
	Output Waveform			Pure Sine Wave (THD<5%@Normal Load NOTE1)			Pure Sine Wave (THD<5%@Normal Load NOTE2)			
	Frequency						50 / 60 Hz ±0.5%			
Input	DC Voltage	12VDC	24VDC	48VDC	12VDC	24VDC	48VDC			
	Voltage Range	10.5 ~ 16.0VDC	21.0 ~ 32.0VDC	42.0 ~ 64.0VDC	10.5 ~ 16.0VDC	21.0 ~ 32.0VDC	42.0 ~ 64.0VDC			
	NO Load Current	≤1.8A@12VDC	≤1.0A@24VDC	≤0.5A@48VDC	≤1.8A@12VDC	≤1.0A@24VDC	≤0.5A@48VDC			
	Power Saving Mode	<0.1A@12VDC	<0.05A@24VDC	<0.05A@48VDC	<0.1A@12VDC	<0.05A@24VDC	<0.05A@48VDC			
	Efficiency (Max.)	88%	89%	90%	88%	89%	90%			
	Protection	Input Under - Voltage Protection	10.5 ±0.3VDC	21.0 ±0.5VDC	42.0 VDC ±1.0	10.5 ±0.3VDC	21.0 ±0.5VDC	42.0 VDC ±1.0		
Input Under - Voltage Recovery		12.5 VDC ±0.3	25.0 ±0.5VDC	50.0 VDC ±1.0	12.5 VDC ±0.3	25.0 VDC ±0.5	50.0 VDC ±1.0			
Input Over - Voltage Protection		16.0 VDC ±0.3	32.0 ±0.5VDC	64.0 VDC ±1.0	16.0 VDC ±0.3	32.0 VDC ±0.5	64.0 VDC ±1.0			
Input Over - Voltage Recovery		14.5 VDC ±0.3	29.0 ±0.5VDC	58.0 VDC ±1.0	14.5 VDC ±0.3	29.0 VDC ±0.5	58.0 VDC ±1.0			
Output Overload		Shutdown output voltage, restart to recover								
Output Short		Shutdown output voltage, restart to recover								
Over Temperature		Heat sink temperature over 80°C±5°C, shutdown output voltage, recover automatically after heat sink temperature goes down to 60°C±5°C								
DC Input Reverse Polarity		By fuse								
Environment	Operating Temp.	-20 ~ +40°C ; 60 °C °C @40% power load								
	Storage Temp.	-30°C ~ +70°C								
	Storage Temp. & Humidity	10 ~ 95% RH								
Safety & EMC	Safety Standards	Certified UL 458 NOTE3		---	Certified EN 60950-1					
	EMC Standards	Certified FCC class B		---	Certified EN 55022 class B; EN 55024 EN 61000-3-2, -3-3 EN 61000-4-2, 3, 4, 5, 6, 8, 11					
	E-mark	---		---	Certified CISPR 25 ISO 7637-2					
Control & Signal	Accessory (Optional)	Remote Control: CR-8								
	LED Indicator	Input voltage level, output load level and faulty status								
	Dry Contact Terminal	By relay								
	Remote Control Terminal	3-port green terminal								
Others	Product Dimension (W x H x D)	150 x 68 x 187 mm								
	Packing	Per Product 1.22kgs ; Per Carton 9pcs /13.93kg /1.45CUFT								
	Cooling	Temperature & load controlled cooling fan								
	Application	Home and office appliances, portable power equipment, vehicle, yacht and off-grid Solar power systems ...etc.								
	Socket Type	 North America (GFCI)		 North America (NEMA 5-15R)		 Continental European (SCHUKO)		 Australia / New Zealand	 United Kingdom	 Universal

Note1 - Normal Condition: Vin=12.5V / 25V / 50V Vg=100 / 110 / 115 / 120 VAC 80% Full load (PF=1.0)

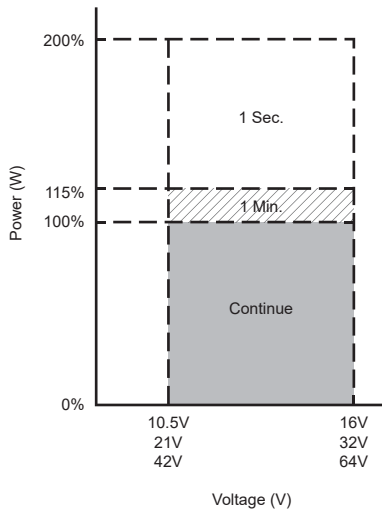
Note2 - Normal Condition: Vin=12.5V / 25V / 50V Vg=200 / 220 / 230 / 240 VAC 80% Full load (PF=1.0)

Note3 - UL only for GFCI receptacles

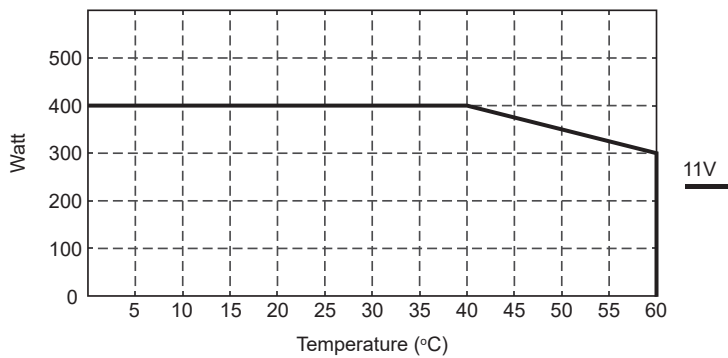
■ Mechanical Drawings :



■ SE400 Voltage & temperature performance :



SE400 voltage performance



SE400 temperature performance